

THE TRAVELLER AND THE MONKEYS

The story sent to us by teacher Miss Tenneh Koroma from New Gerihun Road School, Bo, Sierra Leone and illustrated by the children in classes 5 and 6, year 2 at Emscote Infant School in Warwick, U.K.





The traveller was thirsty and hungry.

He came to some very tall trees. He looked up!

He saw a lot of nuts at the top of the trees.






"There is food and drink in those coconuts," he thought.

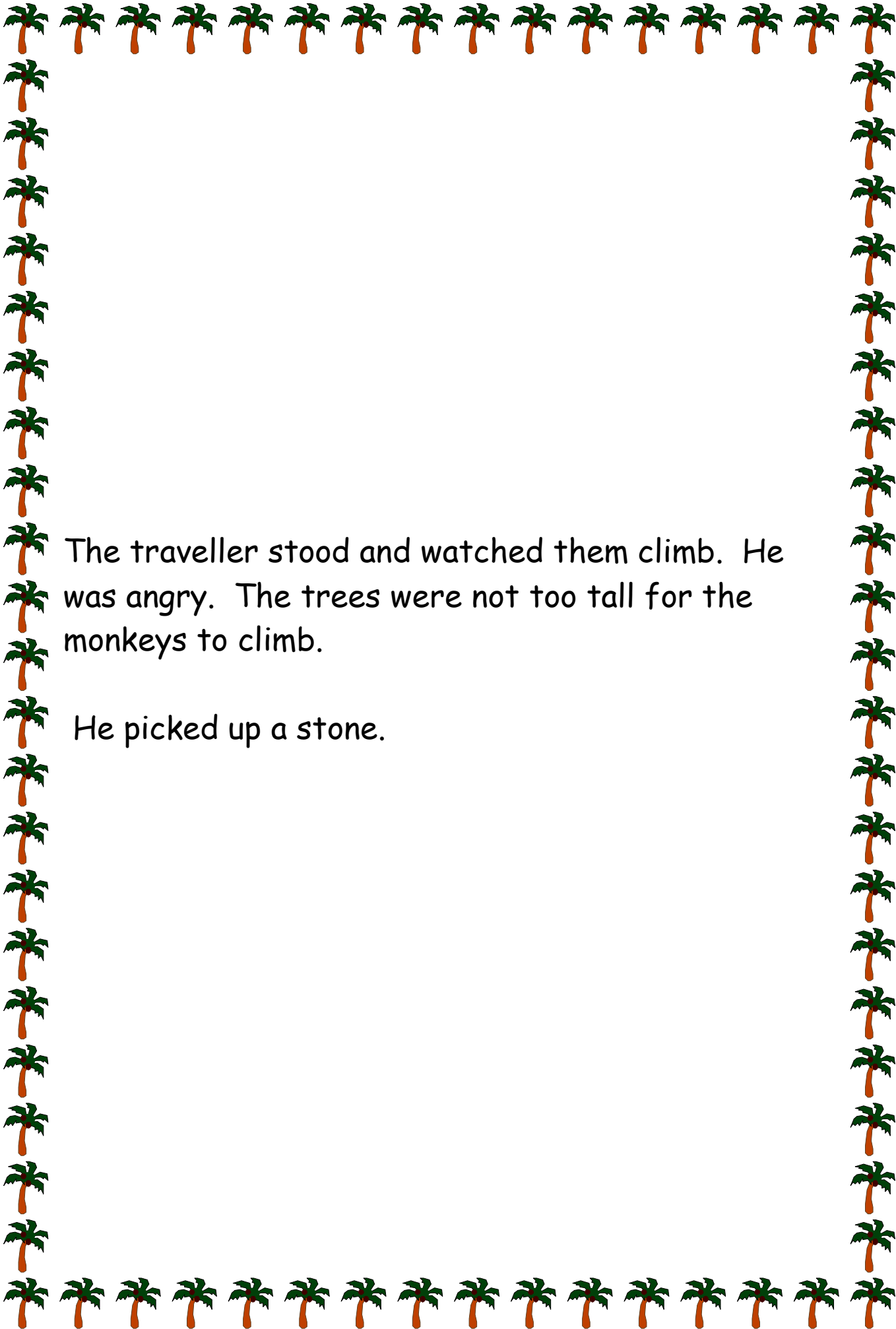
"But the trees are too tall to climb."





He walked on. He saw a group of monkeys.
The monkeys heard the traveller and ran away.
They climbed up the tall trees very quickly.






The traveller stood and watched them climb. He was angry. The trees were not too tall for the monkeys to climb.

He picked up a stone.



Illustrated by Emily Hawkins, year 2 Emscote Infant School.

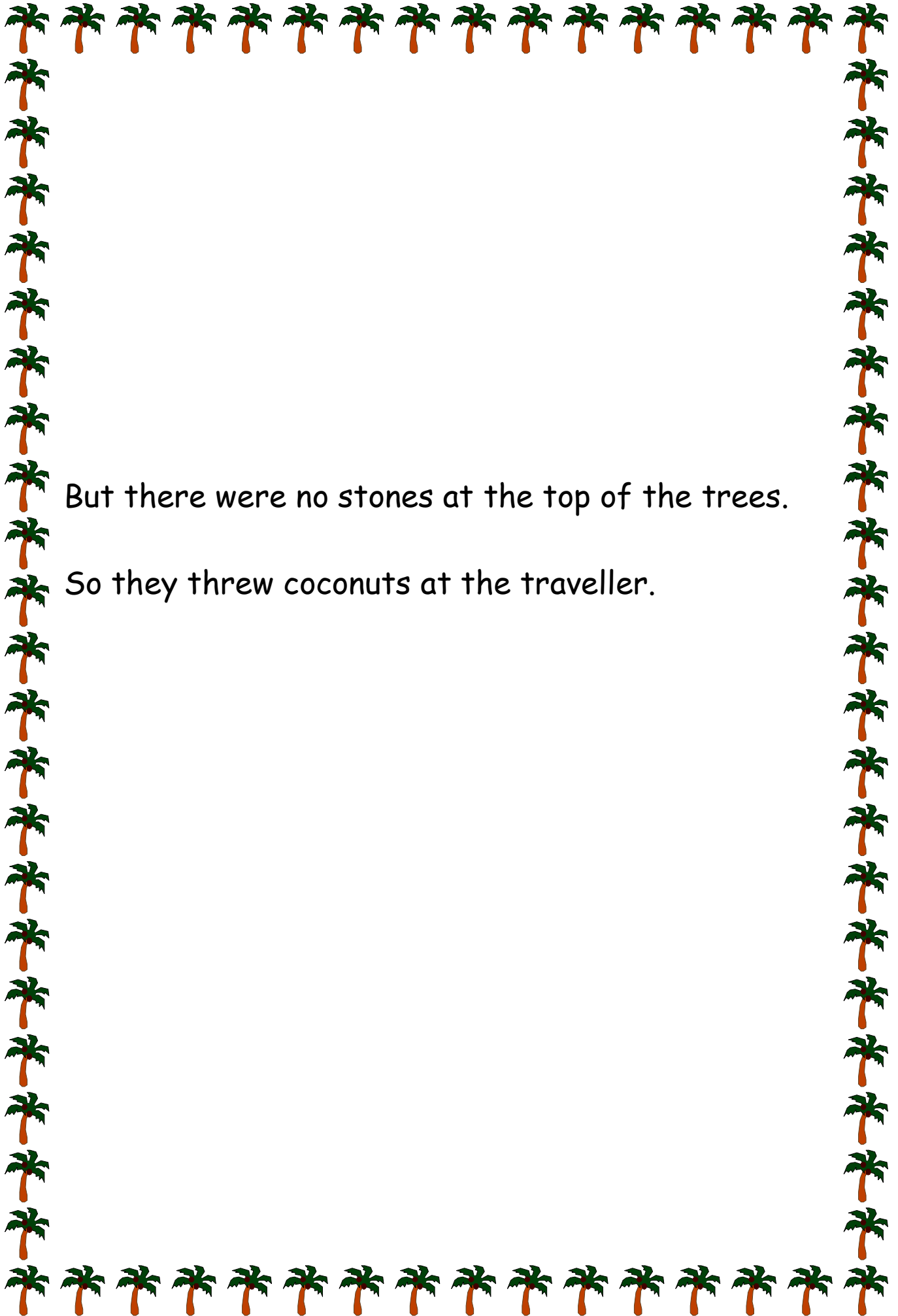


He threw it at the monkeys.

They did not like that!

They wanted to throw something at the traveller.





But there were no stones at the top of the trees.

So they threw coconuts at the traveller.





He smiled.

Now he had some coconuts!!





He picked up one of them. He cut off the outside.

Inside there was a large round nut which had a hard shell.

He took out his knife and made two holes at one end of the shell.



Then he poured out the milk and drank it.

After that he cracked the shell and took out the white coconut flesh and ate it.

A decorative border of palm trees surrounds the text. There are 15 palm trees along the top edge, 15 along the bottom edge, and 15 along each of the two side edges, for a total of 60 palm trees.

The Traveller and the Monkeys

The traveller was thirsty and hungry. He came to some very tall trees. He looked up! He saw a lot of nuts at the top of the trees.

"There is food and drink in those coconuts," he thought.
"But the trees are too tall to climb."

He walked on. He saw a group of monkeys. The monkeys heard the traveller and ran away. They climbed up the tall trees very quickly.

The traveller stood and watched them climb. He was angry. The trees were not too tall for the monkeys to climb. He picked up a stone.

He threw it at the monkeys. They did not like this! They wanted to throw something at the traveller. But there were no stones at the top of the trees. So they threw coconuts at the traveller.

He smiled. Now he had some coconuts!!

He picked up one of them. He cut off the outside. Inside there was a large round nut which had a hard shell. He took out his knife and made two holes at one end of the shell.

Then he poured out the milk and drank it. After that he cracked the shell and took out the white coconut flesh and ate it.

Written down for us by Miss Tenneh Koroma
(a teacher at New Gerihun Road School)

Questions for **The Traveller and the Monkeys** story

1. Who was thirsty and hungry?
2. What did he see at the top of the trees?
3. Why didn't the traveller climb up the trees?
4. The monkeys heard him. What did they do then?
5. What did the traveller watch the monkeys do?
6. What did he throw at the monkeys?
7. What did the monkeys break off?
8. What did they do with the coconuts?
9. How many coconuts did the traveller pick up?
10. He cracked the shell of the coconut. What did he take out?

Take a clean sheet of paper and draw one of these picture.
Colour in your best colouring.

1. Draw the hungry traveller.
2. Draw a traveller looking up at the tall coconut trees. (palm trees)
3. Draw monkeys playing.
4. Draw monkeys climbing the trees and sitting in them.
5. Draw the traveller throwing stones at the monkeys in the trees.
6. Draw the monkeys throwing coconuts at the man.
7. Draw the traveller cutting off the brown part off the coconut.
8. Draw the traveller with the top cut off the coconut drinking the milk and using a spoon to eat the white flesh looking very happy.

Coconuts



Green coconuts growing on the tree



You can eat the white part inside and use it to make coconut flakes that you find on cake frosting.

When the coconut is split open you have the brown shell.

When that is opened you see the white bit which contains a liquid called coconut milk which is refreshing to drink.

Tree of Life - the Coconut

Every part of the coconut is used.

Here are what the different parts are used for.

Draw a tree and the coconut parts (the green outer shell and the brown shell, then the white part) and write on them what each item is used for.

Trunk Strong furniture	Leaves Wicker (making baskets) Matting Thatching (for a roof)	Roots Medicine Dyes
Green outside shell Burn for charcoal	Brown inner shell sacks ropes brushes fishing nets	White Flesh inside the brown shell Good for cooking
	Flowers—nectar Delicious drink	Coconut milk Refreshing drink